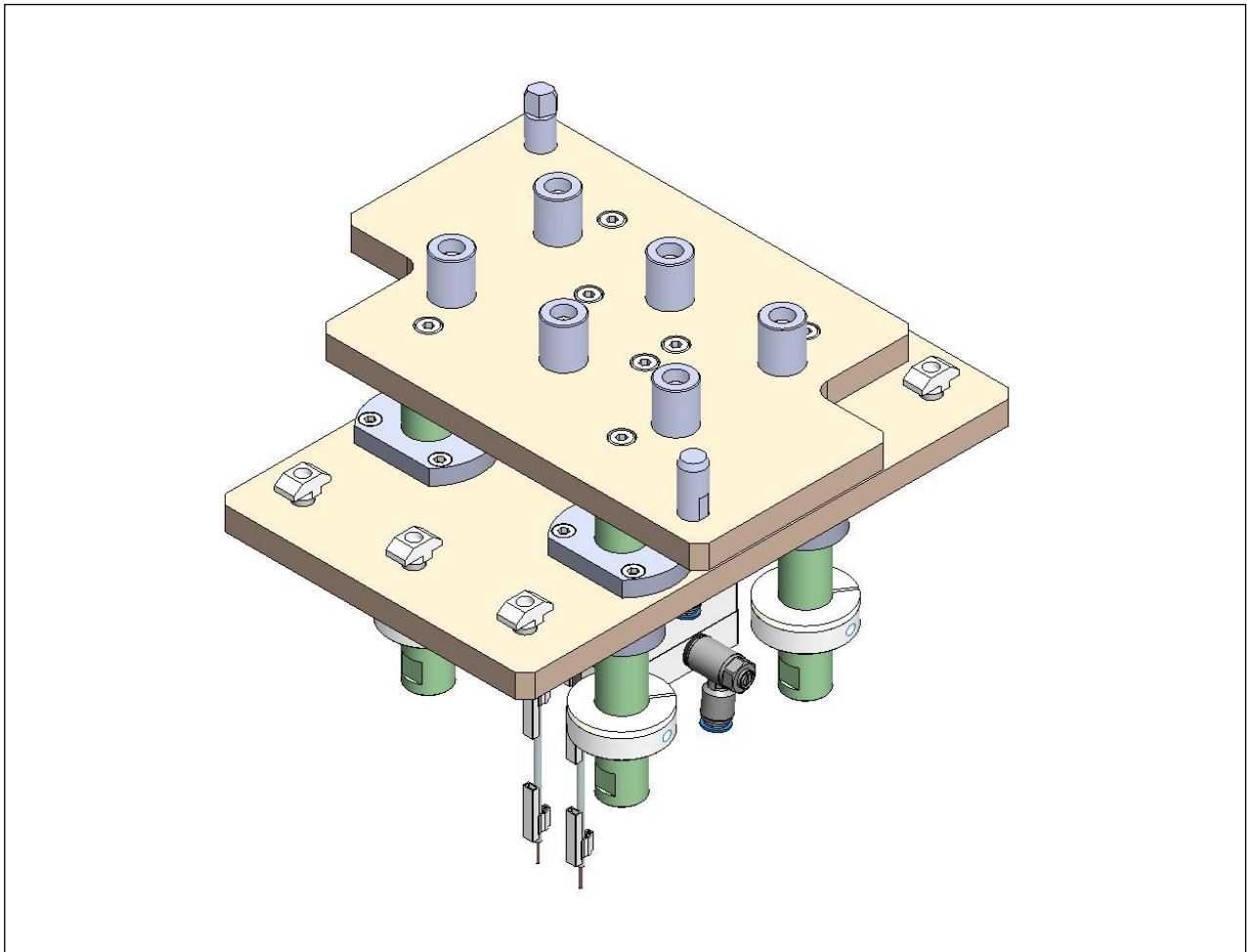


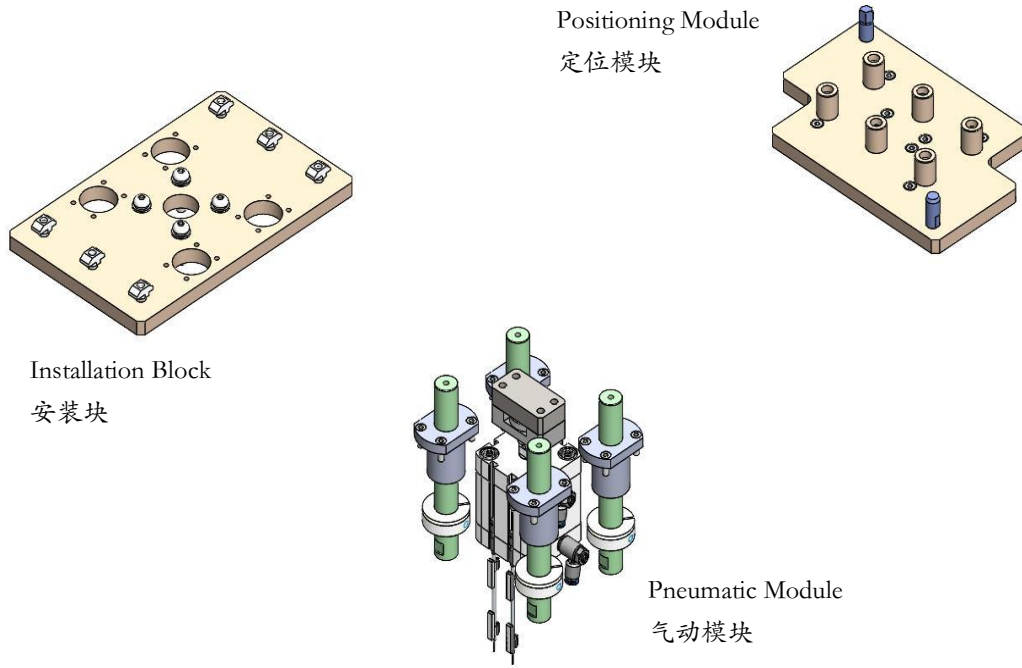
**PU2 Positioning Unit**  
**Instruction & Maintenance Manual**  
**PU2 定位单元安装使用维护手册**



Suzhou LinkedGo Transfer System Co.,Ltd.

苏州领科工业技术有限公司

Structure Diagram 结构示意图



产  
品  
特  
征

安  
装  
步  
骤

维  
护  
保  
养

1. The PU2 positioning unit can be used to position the workpiece tray in manual/automatic processing stations, achieving strict positioning accuracy of up to  $\pm 0.1\text{mm}$ .
- 1、PU2 定位单元可用于在手动/自动加工工站中定位工件托盘，实现高达 $\pm 0.1\text{mm}$ 的苛刻定位精度。
2. The effective width Bwp of the tray for PU2 positioning unit is 160-400mm, and the effective length Lwp of the tray is 160-400mm. It can be customized according to customer requirements.
- 2、PU2 型定位单元的托盘有效宽度 Bwp 为 160-400mm，托盘的有效长度 Lwp 为 160-400mm，可根据客户要求定制。
3. The maximum total load of the workpiece tray is 30kg.
- 3、工件托盘最大总负载 30kg。
4. The size of the tracheal joint is  $\Phi 6\text{mm}$ .
- 4、气管接头尺寸  $\Phi 6\text{mm}$ 。
5. The stroke of the workpiece tray above the conveying horizontal plane is 1.7mm.
- 5、工件托盘至输送水平面上方的行程 1.7mm。

Model Description 型号说明



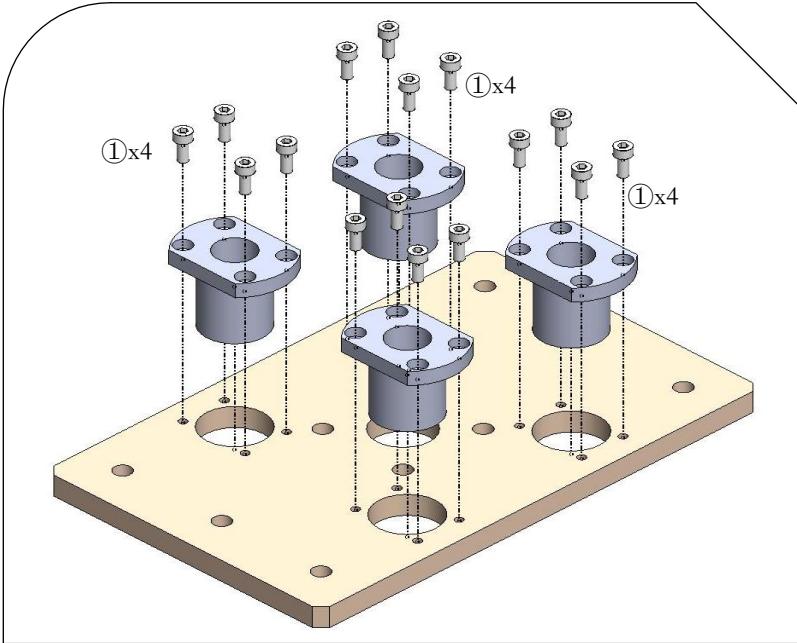
例：PU2-Bwp160-Lwp240-PB-RM-TF

The model PU2-Bwp160-Lwp240-PB-RM-TF represents a PU2 tray with a width of 160mm and a length of 240mm. The conveying medium is a belt, the bottom plate type is a machined part, and the cylinder brand is FESTO.  
型号 PU2-Bwp160-Lwp240-PB-RM-TF 表示 PU2 托盘宽 160mm，长 240mm，输送介质为皮带，底板类型为加工件，气缸品牌为 FESTO。


安装步骤 Installation steps

A Install linear bearings on belt .

A 安装直线轴承。

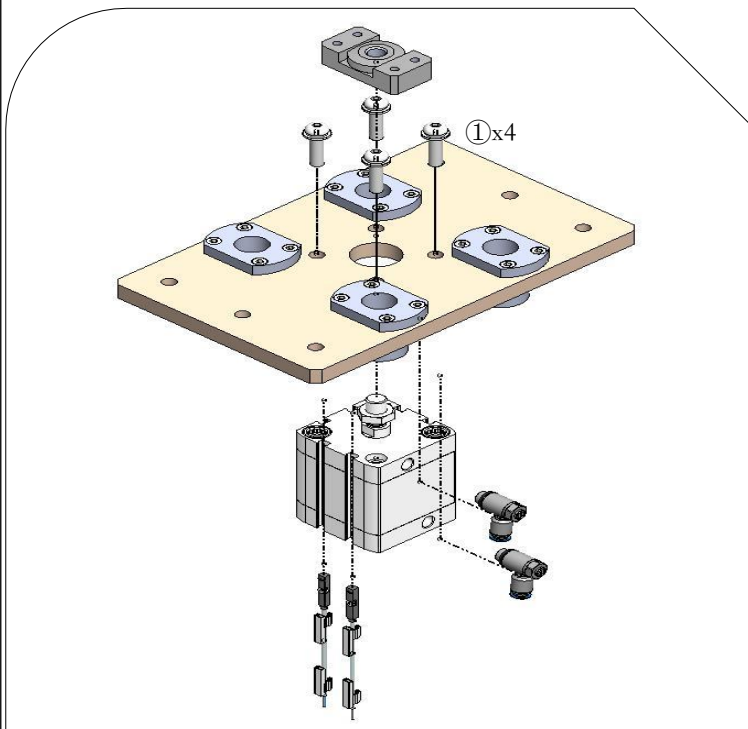


① — M5x12  
⑤ 6Nm

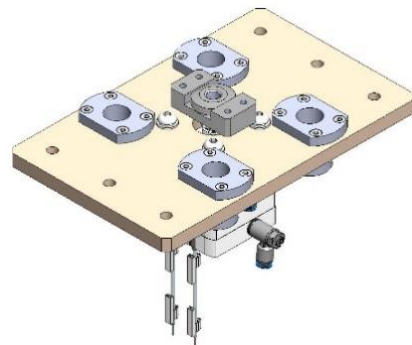


B Install the cylinder.

B 安装气缸。



① — M8x30  
⑥ 13Nm



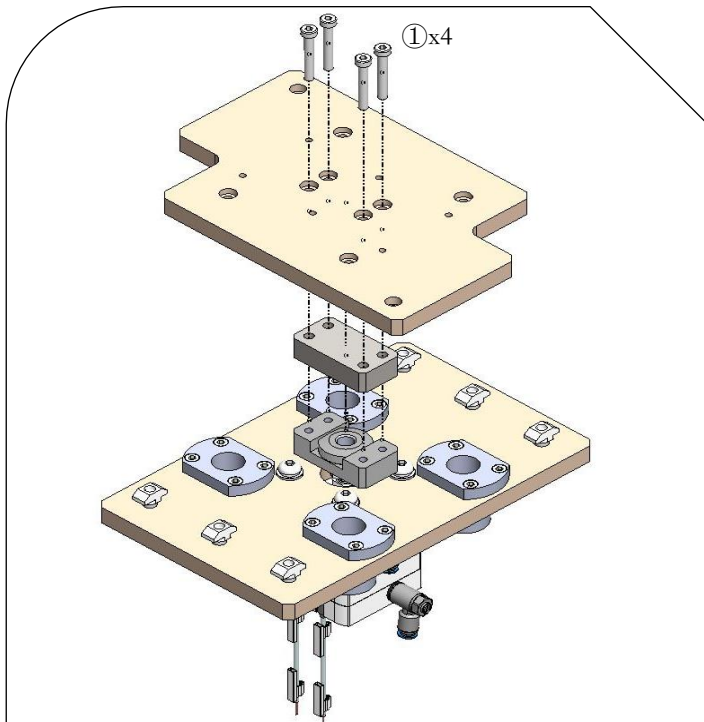
产  
品  
特  
征

安  
装  
步  
骤

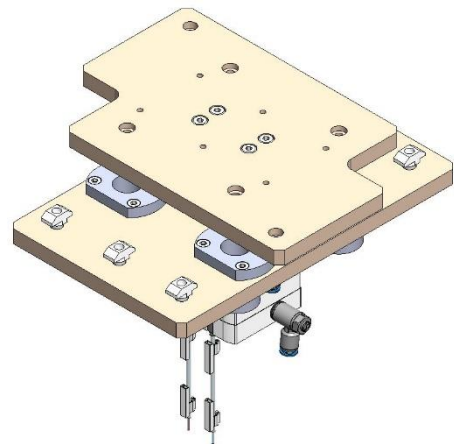
维  
护  
保  
养

C Installing the lifting plate.

C 安装顶升板。

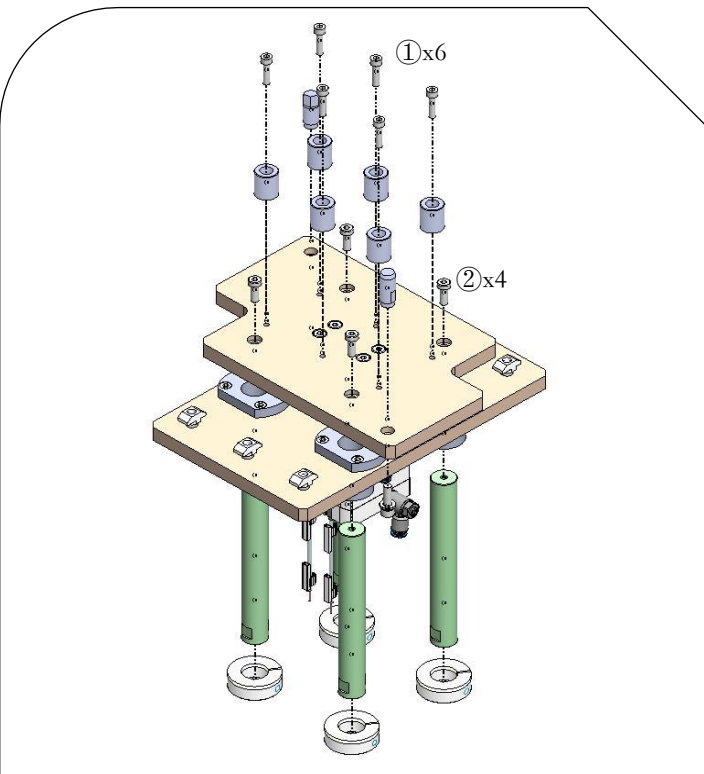


① — M6x35  
⑥ 6Nm



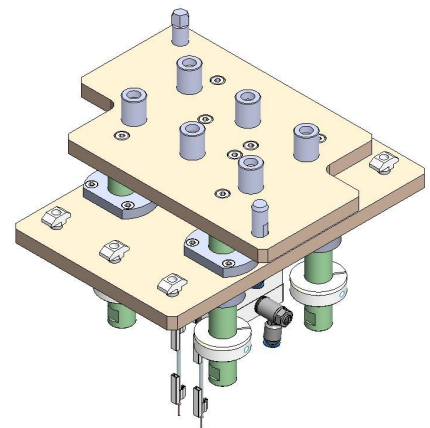
D Install the guide shaft.

D 安装导向轴。



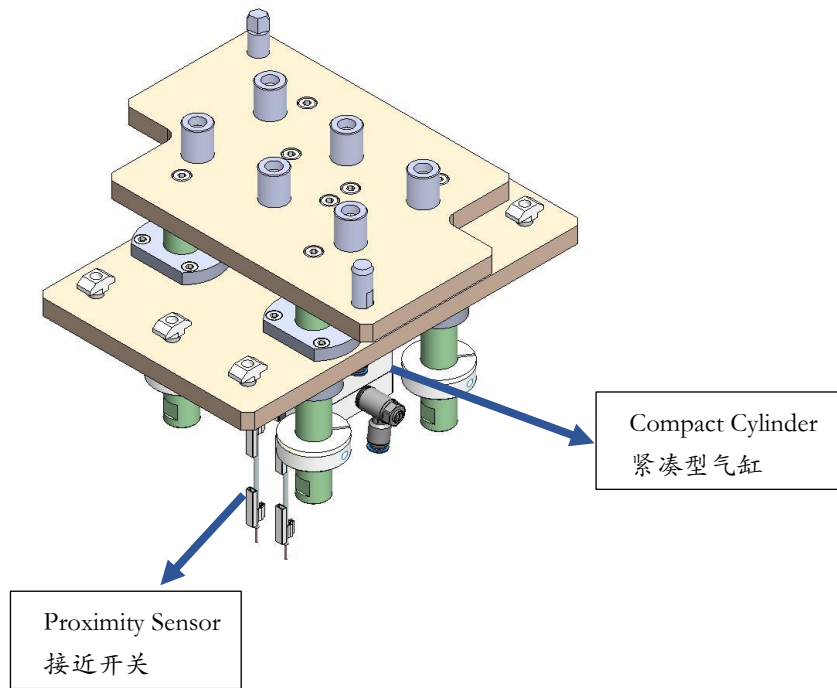
① — M5x30  
⑥ 6Nm

① — M6x16  
⑥ 6Nm



E Electric components, pneumatic components.

E 电动元件、气动元件。



F Gas path diagram

F 气路图

Maintenance 维护和保养

The UTS series tray conveying system requires regular maintenance and upkeep to extend the service life of the line. The conveying equipment should be kept clean to avoid direct sunlight or rain or snow, and to prevent contact with substances such as acids, alkalis, oils, organic solvents, etc.

UTS 系列托盘输送系统需按周期进行规定的保养维护工作，以延长线体使用寿命。输送设备应保持清洁避免阳光直射或雨雪浸淋，防止与酸、碱、油类、有机溶剂等物质接触。维护前需关闭对应的能源供给。

1. Regularly wipe according to the usage environment. When wiping, soft cloth and towel should be used. It is strictly prohibited to use abrasive paper, wire brush, and other friction materials to wipe the surface of aluminum material. Warm water containing lubricants or neutral cleaning agents can be used for cleaning.  
1、根据使用环境，定期擦拭。擦拭时需用软布、毛巾，严禁使用砂纸、钢丝刷等摩擦物擦洗铝材表面。可采用含润滑剂或中性清洗剂的温水清洗。
2. During packaging and transportation, it is strictly prohibited to loosen the bulk truck to cause scratches.  
2、在包装运输过程中严禁松散装车，造成刮擦。
3. Regularly inspect vulnerable parts. Check if the fasteners are loose and tighten them in a timely manner.  
3、定期检查易损件。检查紧固件是否松动，及时拧紧。

Disclaimer  
免责声明

The customer shall inspect the equipment regularly. If the customer fails to maintain the conveyor as the state above, leading to any malfunction or damage to the conveyor, our company will not be responsible for it, all related costs (including material costs, installation and commissioning fees, and hotel expense) shall be borne by the customer.

客户应定期对设备进行检查。若客户未按要求对输送机进行维护，进而导致输送机发生任何故障或损坏，我司将不承担相关责任，由此产生的相关费用（材料费，安装调试费，差旅费）均由客户承担。

Suzhou LinkedGo Transfer System Co.,Ltd.  
苏州领科工业技术有限公司

[Tel: +86-512-6636 1885](tel:+86-512-66361885)

Add: Room 706, Building D, Dongchuang Science and Technology Park,  
No. 216 Jinfeng Road, Wuzhong District, Suzhou, P.R. China  
Zip code:215101

E-mail: [Sales@LinkedGo.com.cn](mailto:Sales@LinkedGo.com.cn)

Website: [www. LinkedGo.com.cn](http://www.LinkedList.com.cn)

Subject to technical modifications

电话：+86-512-6636 1885

地址：苏州市吴中区木渎镇金枫路 216 号东创科技园 D 幢 706 室

邮编：215101

邮箱：[Sales@LinkedGo.com.cn](mailto:Sales@LinkedGo.com.cn)

网址：[www.LinkedList.com.cn](http://www.LinkedList.com.cn)

我司保留技术更改的权利